



1390 Indicator Series



Features

- 350 Ohm strain gage input
- Push-button programming and calibration
- DynaLink software configurable
- Scalable, voltage or current models
- MODBus communications option
- Peak and valley detection
- Convenient 1/8 DIN size

Benefits

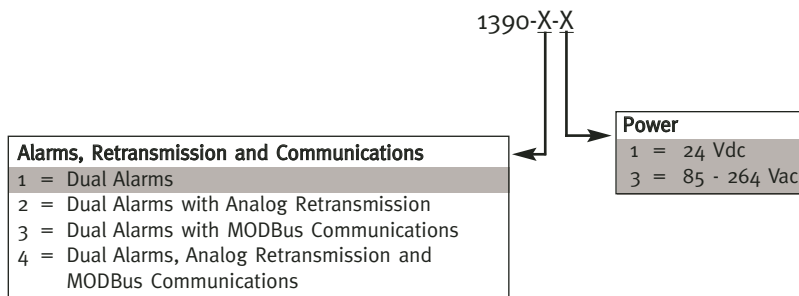
- Direct pressure readings
- Easy to use
- Store and download saved configurations
- Analog retransmission
- Send and receive information from PLC's, PC's, etc.
- Recall extremes of the process
- Save panel space



Description

Dynisco's 1390 strain gage indicator offers a field selectable display and dual configurable alarms to meet your changing pressure indication requirements. The available mA or Vdc linear retransmission or serial communications enable the user to log, send and/or retrieve process information. A simple front panel instrument calibration and compact profile make the 1390 the ideal indicator for your process. The indicator comes equipped with beacons which display the alarms, remote configuration and the desired pressure unit, and has a cable hook up that allows use of DynaLink, the 1390 indicator configuration software.

Ordering Guide





Specifications

PERFORMANCE CHARACTERISTICS

Instrument type: Microprocessor based indicating panel meter
Display: 5 LED digits 0.5" (13.2 mm) high; 2 red LEDs for alarm indication; 1 green LEDs for remote configuration
Termination: Screw terminals on rear with safety covers
Dimensions: 1/8 DIN, 1.89" H x 3.78" W x 4.13" D (48 mm H x 96 mm W x 105 mm D)
Front Panel: IP65/NEMA4 rated with gasket
Accuracy: +/-0.1% of full scale with shunt cal
Normal Mode Rejection Ratio: 60 dB at 50/60 Hz
Sampling Time: 100 mS
Operating Temperatures: 32^oF to 130^oF (0^oC to 55^oC)

ELECTRICAL CHARACTERISTICS

Input: One 350 Ohm strain gage bridge sensor
Bridge Excitation: 10 Vdc +/- 7%
Sensitivity: 1.4 to 4 mV/V, automatically sensed
Input Power: 85 - 264 Vac (24 Vdc available)
Calibration: With shunt resistor or applied pressure
Shunt Calibration Range: From 40% to 100%
Display: Keyboard configurable from 10 to 99,900
Resolution: 1 digit with range to 2,010; 10 digit with range to 20,100; 100 digit with range to 99,900

Zero Balance: +/-25% full scale

Open Input Protection: Displays OPen if any of the four or six sensor wires are open

ALARMS

Alarm Type: High/low setpoints; Direct/reverse acting; Automatic or manual reset; Masking available

Alarm Output: Two SPST, NO or NC

Contact Rating: 0.6A @ 110 Vdc, 0.5A @ 220 Vdc, 0.3A @ 110 Vdc

ANALOG RETRANSMISSION OUTPUTS

Output: 0 - 20 mA, 4 - 20 mA - max 500 ohms

0 - 5 Vdc, 0 - 10 Vdc - min 5000 ohms

Scaling: Output is scalable from 0 - 99,900

Output Resolution: +/-0.05% of output span maximum

Accuracy: +/-0.2% of span

SERIAL COMMUNICATION INTERFACE

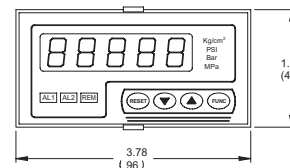
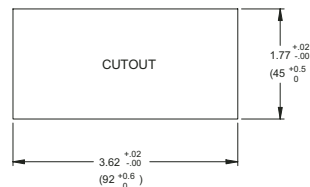
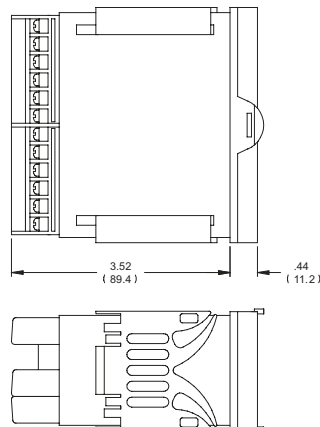
Type: Isolated RS-485

Protocol: Polling/selecting, MODBus/JBus selectable

Baud Rate: 150 to 19200 baud

Format: 8 bits + parity; 8 bits without parity

Parity: Odd/even



All dimensions are in inches (millimeters).

Dynisco LLC
 38 Forge Parkway
 Franklin, MA 02038 (USA)

Phone +1 508 541 9400
 Fax +1 508 541 9436
 Email infoinst@dynisco.com

Hotline 1-800-Dynisco

www.dynisco.com